

SUR 06

Ceiling mounted
SDCM<3 CRI>90

S06 . 06W 015 B IP20 927

Model Power Beam angle Body color IP grade CCT

Model
SUR

IP grade
IP20

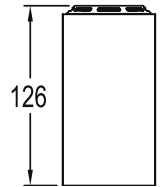
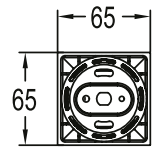

Power
06W [W]
09W [W]

CCT
927 2700K
930 3000K
940 4000K

Beam angle
015 [°]
024 [°]
035 [°]
055 [°]

950 5000K

Body color
B Black
W White



Features

LED type	CREE
Color and CCT	2700K/3000K/4000K/5000K
Other colors	Upon request
Beam angle	15°/24°/35°/55°

Performance

Max. delivered output	500lm (6W) / 700lm (9W)
Efficacy	83lm/W (6W) / 78lm/W (9W)

Electrical and control

Supply type	Main voltage (Integral LED driver)
Input voltage	AC240V
Max. power consumption	06W/09W
Dimming	Upon request

Physical

Cut out	N.A.
Housing material	Aluminium
Optics material	PMMA
Weight	-
Operating temperature	-25/+55°C

Accessories

Titanium reflector	ACC00417
Bright silver reflector	ACC00418
Matt silver reflector	ACC00419
Honeycomb D40	ACC00420

