

SWITCH TO BRIGHTER FUTURE



Product data sheet: UTX XV/50W Series

Features

- Independent ultrathin design
- Analogue flicker-free
- Captured terminal screws
- Protections: opencircuit, shortcircuit, overload, overtemperature
- SELV equivalent
- Protection class II

Applications

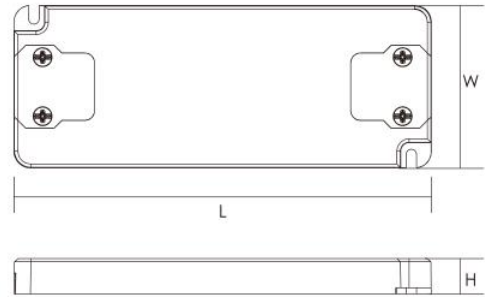
- Office
- Shop
- Hospitality
- Public areas

Approbations & Certifications

TUV, CE, CB

Housing properties

- Housing material: plastic, white.
- Type of protection IP20



Electrical Specifications

Type		Unit	UT12V/50W	UT24V/50W
INPUT	Nominal voltage	V	100 – 240	
	Nominal frequency	Hz	50 / 60	
	AC voltage range	V	100 – 264	
	DC voltage range	V	N/A	
	Nominal current	A	0.6	
	THD (Full load)	%	≤ 10	
	Power factor (Full load)		≥ 0.95	
	Efficiency (Full load)	%	86	
	Turn on time	ms	≤ 500	
	NO load	W	≤ 0.5	
	Protection class		II	
	Inrush current(Cold start)	A pk	30 (th = 300 μs)	
	Max.units per circuit breaker		B10:5 B13:7 B16:9 B20:11 C10:12 C13:16 C16:19 C20:24	
	OUTPUT	Nominal voltage	V	12
Maximum voltage(Open Circuit)		Vdc	≤ 13.2	≤ 25.2
Output current range		A	0-4.16	0-2.1
Voltage accuracy		%	± 5	
Ripple & Noise		mV	≤ 600	
Pst LM			≤ 1	
SVM			≤ 0.4	
Nominal power range		W	0 – 50	
Maximum power		W	50	
Galvanic isolation			SELV	
ENVIRONMENT	Ambient temperature range ta	°C	-20 ...+50	
	Maximum case temperature tc	°C	90	
	Max. Case temp. In fault condition	°C	110	
	Storage temperature range	°C	-20 ...+70	
	Relative humidity	%	5 ... 85 (Not condensing)	
	Surge transient protection	kV	1 2 (L/N LN/PE acc to. EN 61547 Clause 5.7)	
	Environmental rating		Indoor	
	IP rating		IP 20	
	Mains switching cycles		> 100,000	
	Expected lifetime	h	50,000 (0.2% / 1'000 h failure rate)	

*All parameters NOT specially mentioned are measured at 230VAC input ,rated current and 25°C of ambient temperature

Protections

Over temperature

Yes

Over load

Yes

No load

Yes

Short-circuit

Yes

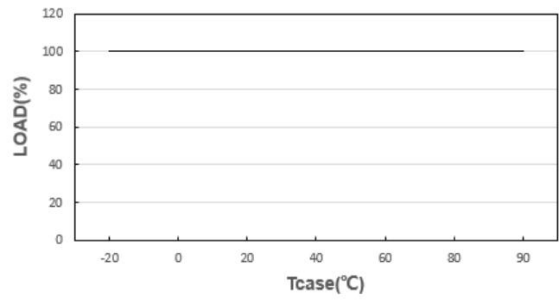
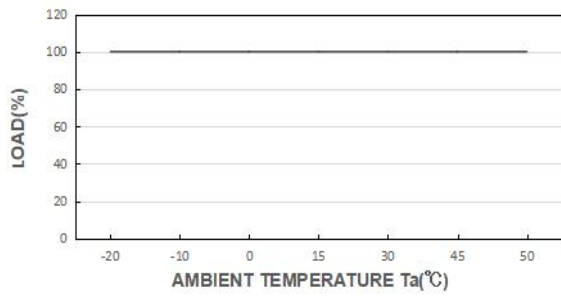
Input overvoltage

Maximum allowed input voltage 264V AC

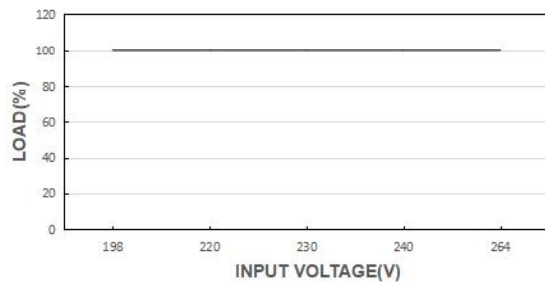
Output overvoltage

Yes

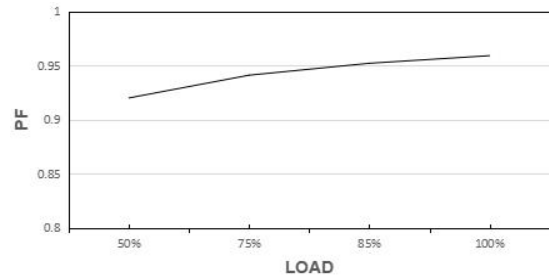
OUTPUT LOAD vs TEMPERATURE



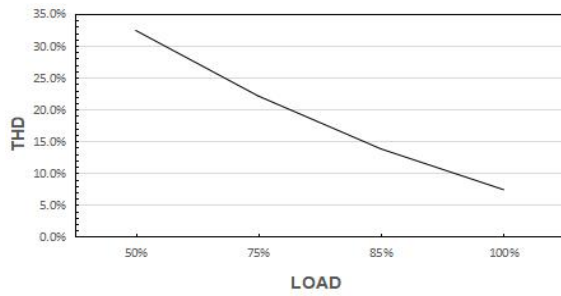
STATIC CHARACTERISTIC



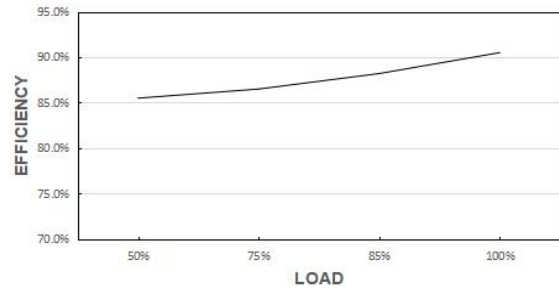
POWER FACTOR (PF) CHARACTERISTIC



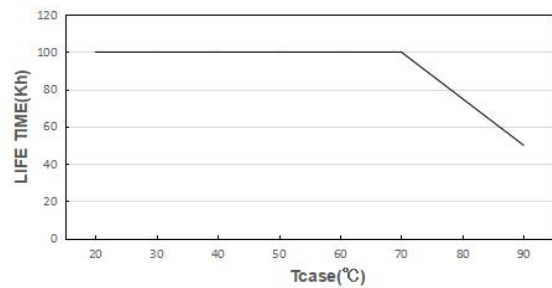
TOTAL HARMONIC DISTORTION (THD)



EFFICIENCY vs LOAD



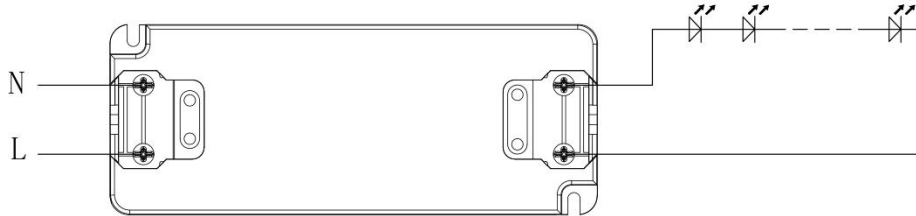
LIFE TIME



*The graph is for reference only, and the detailed values refer to the parameter table

Wiring Diagram

Terminal:	Screw
Max. cable length - system:	2 m
Dimensions(LxWxH):	185 x 62 x 22 mm
Mounting hole spacing :	173 x 52 mm
Weight:	230 ± 10 g



PRI

Cable cross-section:	0.75-1.5□
Stripping:	6mm

SEC

Cable cross-section:	0.5-1.5□
Stripping:	6mm

Hot plug-in or secondary switching of LEDs is not permitted and may cause a very high current to the LEDs.

Remarks

-Touch current: lower than 0.7 mA, according to EN 60598-1 annex. G and EN 61347-1 annex A

Standards

EN 61347-1
EN 61347-2-13
EN 62384
EN 55015
EN 61000-3-2
EN 61000-3-3
EN 61547
EN 60598-1
IEE1789
(EU) 2019/2020

Manufacturer's address:

No.4,Tongfu Road,Tong'an Industrial Center,Tong'an District,Xiamen,Fujian,China

www.actec.com