

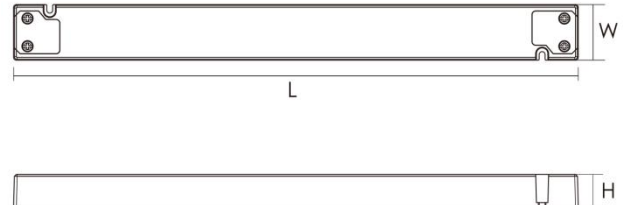


SWITCH TO BRIGHTER FUTURE

Product data sheet: LT-100-xx Series

Features

- Independent super slim design
- Analogue flicker-free
- Captured terminal screws
- Protections: opencircuit, shortcircuit, overload, overtemperature
- DC input compatible (176-250V DC)
- SELV equivalent
- Suitable for protection class I & class II luminaires
- Protection class II



Applications

- Office
- Shop
- Hospitality
- Public areas

Approbations & Certifications

ENEC, CE, CB

Housing properties

- Housing material: plastic, white.
- Type of protection IP20

Electrical Specifications

Type		Unit	LT-100-12	LT-100-24	LT-100-48
INPUT	Nominal voltage	V	220 – 240		
	Nominal frequency	Hz	50 / 60		
	AC voltage range	V	198 – 264		
	DC voltage range	V	176 - 250		
	Nominal current	A	0.55		
	THD (Full load)	%	≤ 15		
	Power factor(Full load)		0.95		
	Efficiency(Full load)	%	91	92	92
	Turn on time	ms	≤ 500		
	No load	W	≤ 0.5		
	Protection class		II		
	Inrush current(Cold start)	A pk	50 (th = 300μs)		
	Max.units per circuit breaker		B10:3 B13:4 B16:5 B20:7 C10:7 C13:9 C16:11 C20:14		
	OUTPUT	Nominal voltage range	V	12	24
Maximum voltage(Open Circuit)		Vdc	≤ 13	≤25	≤49
Nominal current		mA	0-8.34	0-4.17	0-2.08
Voltage accuracy		%	+/- 5		
Voltage ripple(≤120Hz)		%	≤ 3		
Pst LM			≤ 1		
SVM			≤ 0.4		
Nominal power range		W	0 - 100		
Maximum power		W	100		
Galvanic isolation			SELV		
ENVIRONMENT	Ambient temperature range ta	°C	-20 ...+45		
	Maximum case temperature tc	°C	90		
	Max. Case temp. In fault condition	°C	110		
	Storage temperature range	°C	-20 ...+70		
	Relative humidity	%	5 ... 85(Not condensing)		
	Surge transient protection	kV	1 (L/N acc to. EN 61547 Clause 5.7)		
	Environmental rating		Indoor		
	IP rating		IP 20		
	Mains switching cycles		> 100,000		
	Expected lifetime	h	50,000 (0.2% / 1'000 h failure rate)		

*All parameters NOT specially mentioned are measured at 230VAC input ,rated current and 25°C of ambient temperature

Protections

Over temperature

Yes

Overload

Yes

No load

Yes

Short-circuit

Yes

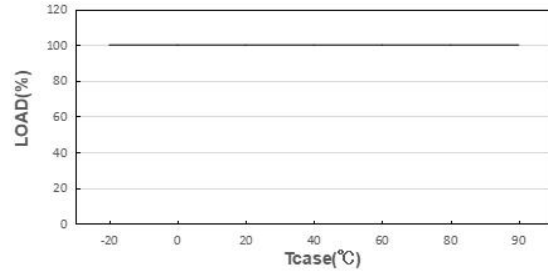
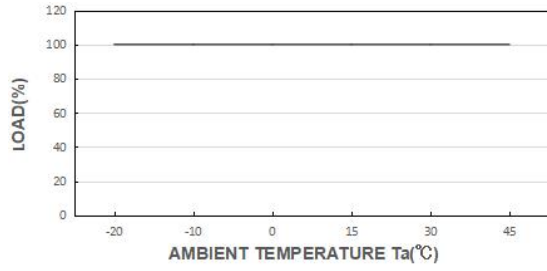
Input overvoltage

Maximum allowed input voltage 264VAC

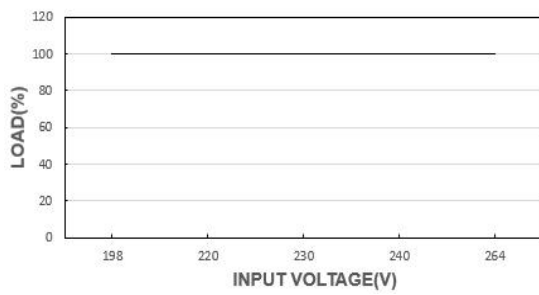
Output overvoltage

Yes

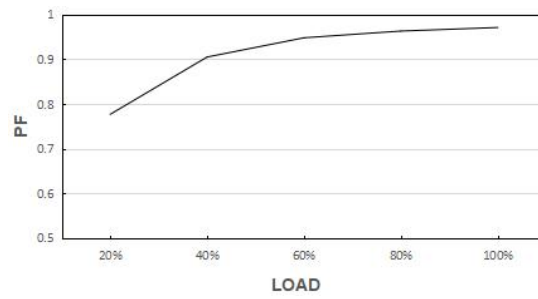
OUTPUT LOAD vs TEMPERATURE



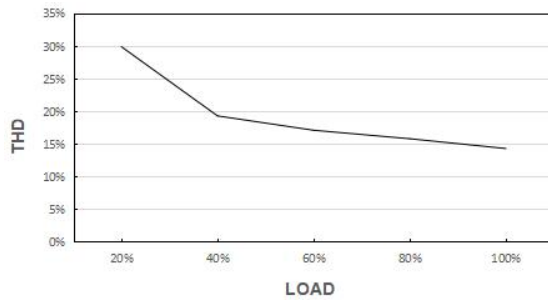
STATIC CHARACTERISTIC



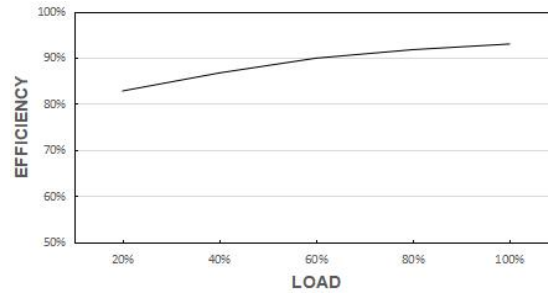
POWER FACTOR (PF) CHARACTERISTIC



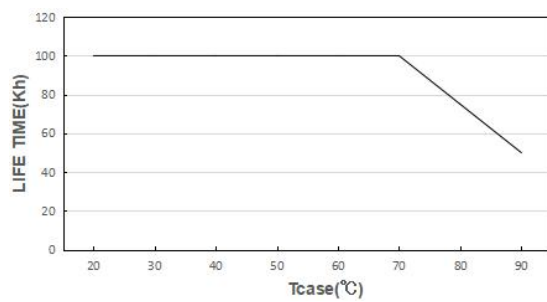
TOTAL HARMONIC DISTORTION (THD)



EFFICIENCY vs LOAD




LIFE TIME



*The graph is for reference only, and the detailed values refer to the parameter table

Wiring Diagram

Terminal:	Screw
Max. cable length - system:	2 m
Dimensions(LxWxH):	312 x 30 x 18.2 mm
Mounting hole spacing :	281 x 24 mm
Weight:	170 ± 20 g



PRI

Cable cross-section:	0.75-2.5□
Stripping:	6mm

SEC

Cable cross-section:	0.75-2.5□
Stripping:	6mm

Hot plug-in or secondary switching of LEDs is not permitted and may cause a very high current to the LEDs.

Remarks

-Touch current: lower than 0.7 mA, according to EN 60598-1 annex. G and EN 61347-1 annex A

Standards

EN 61347-1
EN 61347-2-13
EN 62384
EN 55015
EN 61000-3-2
EN 61000-3-3
EN 61547
EN 60598-1
IEE1789
(EU) 2019/2020

Manufacturer's address:

No.4,Tongfu Road,Tong'an Industrial Center,Tong'an District,Xiamen,Fujian,China

www.actec.com