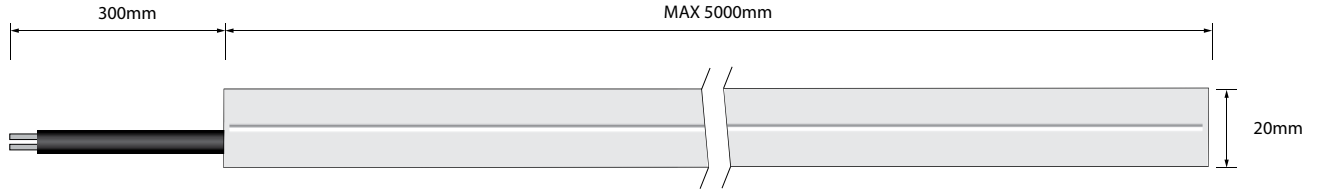


1220WHT

IP68 protection with full Polyurethane encapsulation. With PC Profile, perfect for underwater applications like swimming pools. Ideal for resorts, seaside parks and luxurious yachts decoration. It is a professional solution for architectural and facade lighting.



Specifications

Features

LED type	Mid-power SMD
LED nr.	144LEDs/m
Standard CCT	2700K/3000K/3500K/4000K/6000K
Other CCT upon request	2200K/2500K
Beam angle	Diffuse

Performance

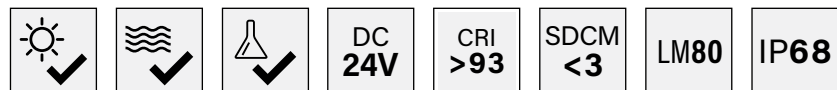

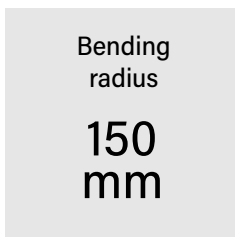
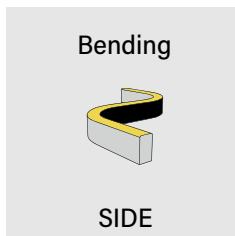
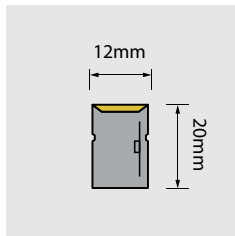
Lumen output (at 85°C)	530lm/m (10W/m) / 770lm/m (15W/m)
Color rendering index	>90
Efficacy	53lm/W / 51lm/W

Electrical and control

Supply type	Constant voltage
Input voltage	DC24V
Input current	0.42A/m (10W/m) / 0.63A/m (15W/m)
Max. power consumption	10W/m / 15W/m
Dimming	External

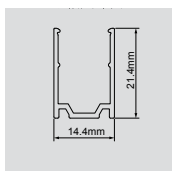
Physical

Minimum cut	41.7mm
Max length	5000mm
Bending radius	150mm
Weight	0.35kg/m
Operating temperature	-25/+55°C
ESD Protection	+/- 2000V



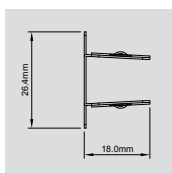
Pictures and sketches have only an information purpose and the products can change form, color and performances without any prior notice.

Accessories



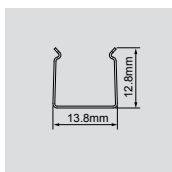
Aluminium profile L=200 cm

Code	ACC00706
Material and color	Aluminium (silver)



Stainless steel flexible profile L=100 cm

Code	ACC00707
Material and color	Polycarbonate (transparent)



Mounting clips

Code	ACC00708
Material and color	Stainless steel (silver)



IP68 2 poles connector kit (male/female)

Code	ACC00712
Diameter	14 mm



Black round PU cable - 2 cores

Code	ACC00716
Wires section	2x0,5 mm ²

How to order

1220WHT 10W XXXX F . 922

Model

Power

Lenght

Cable entry

CCT

Model

1220

Lenght

XXXX [mm]

CCT

922 2200K

925 2500K

Power

10W [W/m]

15W [W/m]

Cable entry

F *Front*

L *Left side*

R *Right side*

B *Bottom*

927 2700K

930 3000K

935 3500K

940 4000K

965 6500K