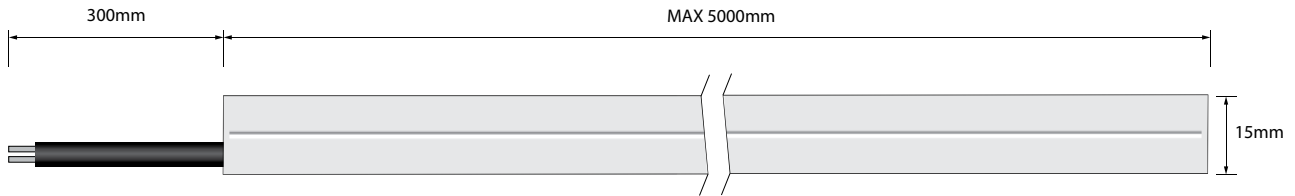


1615CCT

IP68 protection with full Polyurethane encapsulation. With PC Profile, perfect for underwater applications like swimming pools. Ideal for resorts, seaside parks and luxurious yachts decoration. It is a professional solution for architectural and facade lighting.



Specifications

Features

LED type	Mid-power SMD
LED nr.	144LEDs/m
Standard CCT	2700K + 6500K
Other CCT upon request	N.A.
Beam angle	Diffuse

Performance

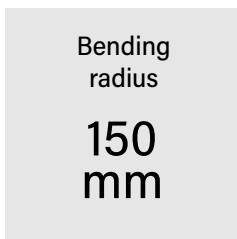
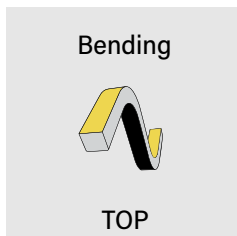
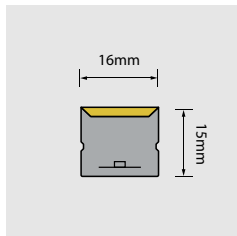
Lumen output (at 85°C)	510lm/m (2700K) / 530lm/m (6500K)
Color rendering index	>90
Efficacy	68lm/W (2700K) / 70lm/W (6500K)

Electrical and control

Supply type	Constant voltage
Input voltage	DC24V
Input current	0.63A/m (full load)
Max. power consumption	15W/m (full load)
Dimming	External

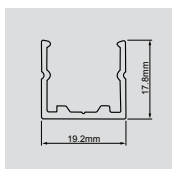
Physical

Minimum cut	50mm
Max length	5000mm
Bending radius	150mm
Weight	0.35kg/m
Operating temperature	-25/+55°C
ESD Protection	+/- 2000V



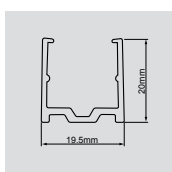
Pictures and sketches have only an information purpose and the products can change form, color and performances without any prior notice.

Accessories



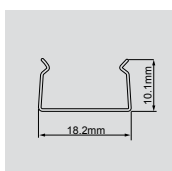
Aluminium profile L=200 cm

Code	ACC00709
Material and color	Aluminium (silver)



Polycarbonate profile L=200 cm

Code	ACC00710
Material and color	Polycarbonate (transparent)



Mounting clips

Code	ACC00711
Material and color	Stainless steel (silver)



IP68 3 poles connector kit (male/female)

Code	ACC00713
Diameter	23 mm



Black round PU cable - 3 cores

Code	ACC00717
Wires section	3x0,5 mm ²

How to order

1615CCT 15W XXXX F . CCT

Model	Power	Lenght	Cable entry	CCT
-------	-------	--------	-------------	-----

Model	Lenght	CCT	
1615CCT	XXXX [mm]	CCT	2700K+6500K

Power	Cable entry
15W [W/m]	F <i>Front</i>
	L <i>Left side</i>
	R <i>Right side</i>
	B <i>Bottom</i>