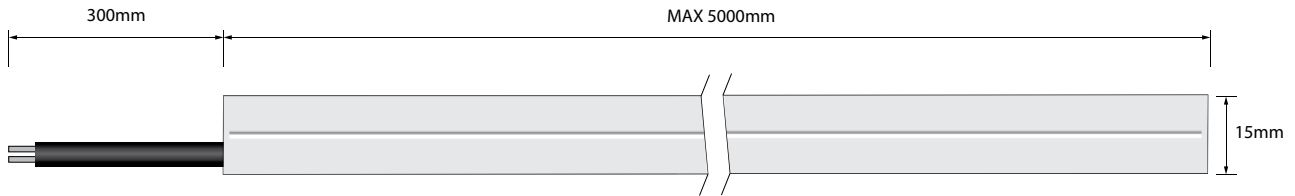


# 1615WHT

IP68 protection with full Polyurethane encapsulation. With PC Profile, perfect for underwater applications like swimming pools. Ideal for resorts, seaside parks and luxurious yachts decoration. It is a professional solution for architectural and facade lighting.



## Specifications

### Features

LED type	Mid-power SMD
LED nr.	144LEDs/m
Standard CCT	2700K/3000K/3500K/4000K/6500K
Other CCT upon request	2200K/2500K
Beam angle	Diffuse

### Performance

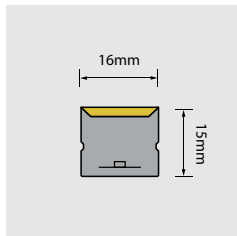
Lumen output (at 85°C)	750lm/m (10W/m) / 950lm/m (15W/m)
Color rendering index	>93
Efficacy	75lm/W (10W/m) / 63lm/W (15W/m)

### Electrical and control

Supply type	Constant voltage
Input voltage	DC24V
Input current	0.42A/m (10W/m) / 0.63A/m (15W/m)
Max. power consumption	10W/m / 15W/m
Dimming	External

### Physical

Minimum cut	41.7mm
Max length	5000mm
Bending radius	150mm
Weight	0.35kg/m
Operating temperature	-25/+55°C
ESD Protection	+/- 2000V



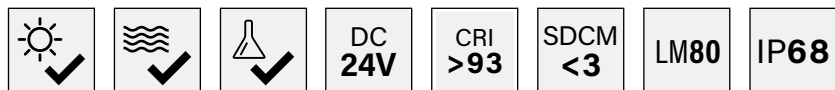
### Bending



TOP

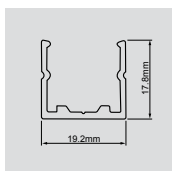
### Bending radius

150  
mm



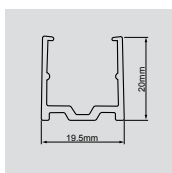
Pictures and sketches have only an information purpose and the products can change form, color and performances without any prior notice.

## Accessories



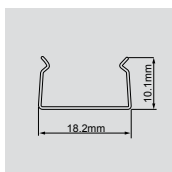
### Aluminium profile L=200 cm

Code	ACC00709
Material and color	Aluminium (silver)



### Polycarbonate profile L=200 cm

Code	ACC00710
Material and color	Polycarbonate (transparent)



### Mounting clips

Code	ACC00711
Material and color	Stainless steel (silver)



### IP68 2 poles connector kit (male/female)

Code	ACC00712
Diameter	14 mm



### Black round PU cable - 2 cores

Code	ACC00716
Wires section	2x0,5 mm <sup>2</sup>

## How to order

**1615WHT 10W XXXX F . 922**

Model

Power

Lenght

Cable entry

CCT

Model	Lenght	CCT	
1615WHT	XXXX [mm]	922	2200K
		925	2500K
Power	Cable entry	927	2700K
10W [W/m]	F Front	930	3000K
15W [W/m]	L Left side	935	3500K
	R Right side	940	4000K
	B Bottom	965	6500K